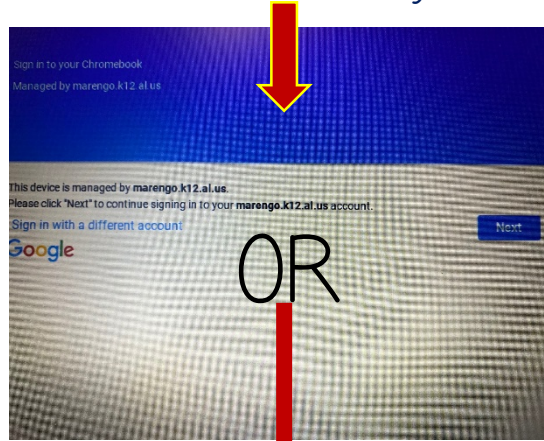


Logging into Chromebooks February 2020

1. When you turn on the Chromebooks you will see this window.

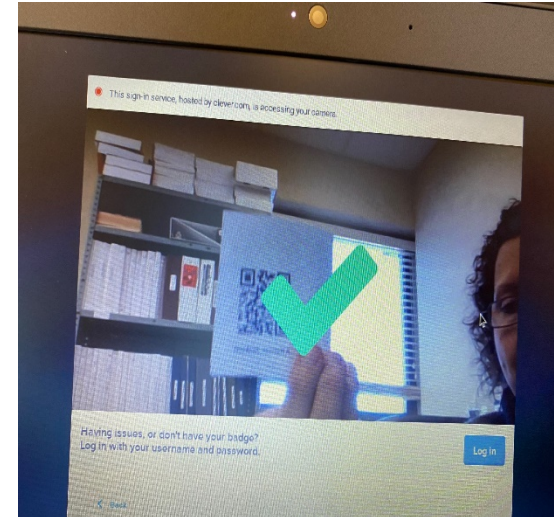
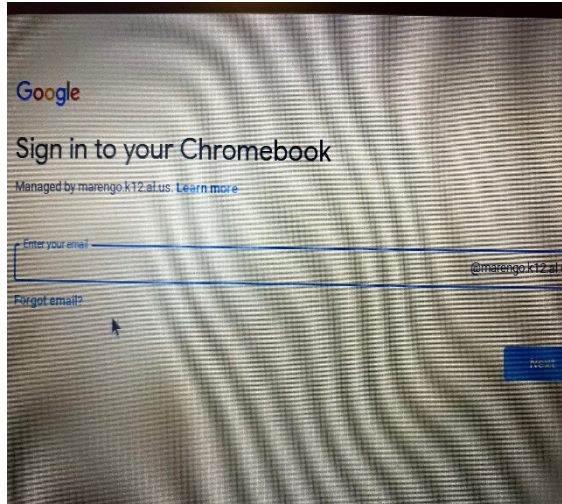


2A. If students are logging in with an email address and password, they will click "Sign in with a different account".

2B. If students are logging in with a Clever badge, they will click "Next".

3A. Students will see this window and enter:

1. their email address
2. click next
3. enter password
4. click next again.



3B. Students will see this window hold up their badge in front of the webcam. This will log them into the Chromebook!

Remember to log out of the Chromebook!!

Remember to log out of the Chromebook!!